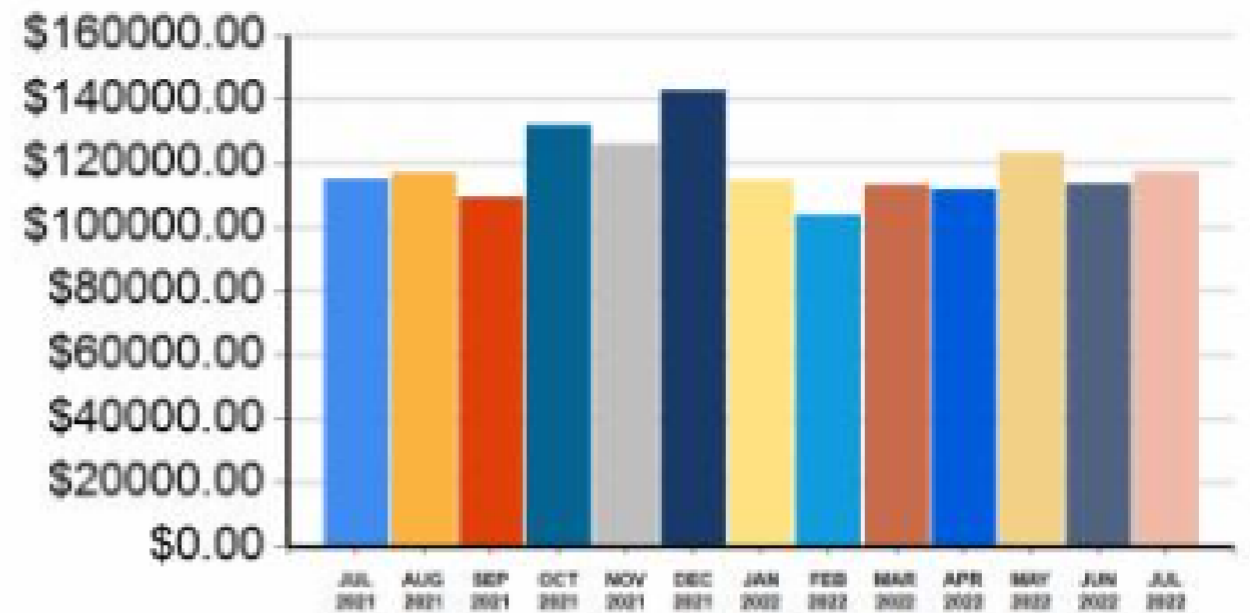


136-89 41st Ave, Second Floor, Unit 202
 Flushing, NY 11355

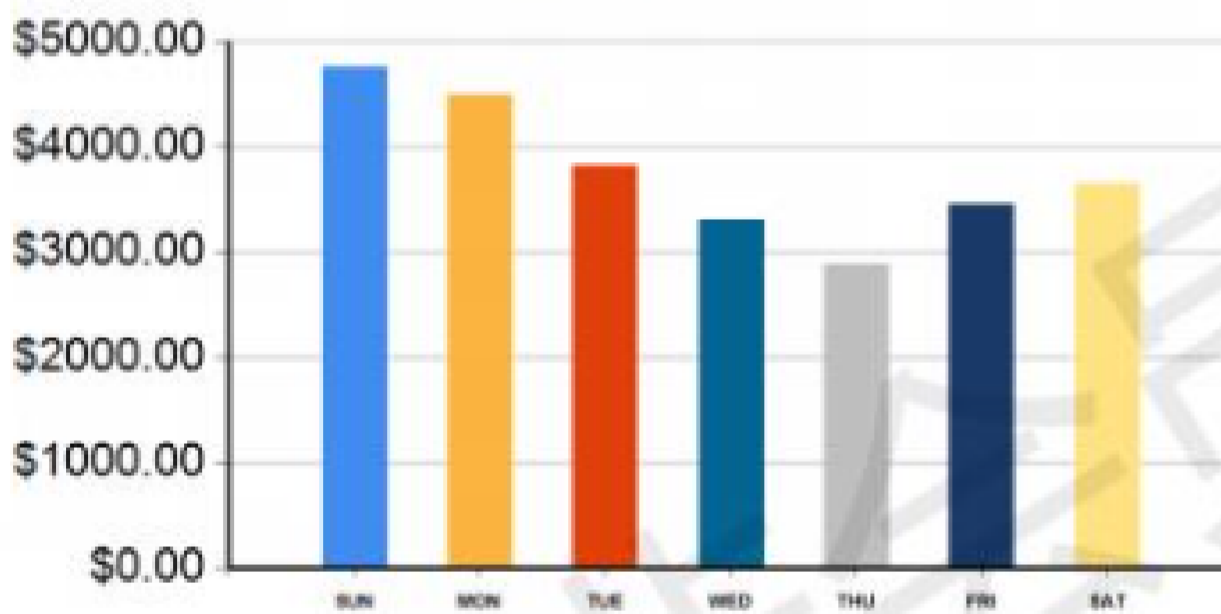
GOLDEN TEMPLE
 YOUR BUSINESS IN REVIEW

GOLDEN TEMPLE
 417 JERICHO TPKE
 SYOSSET, NY 11791

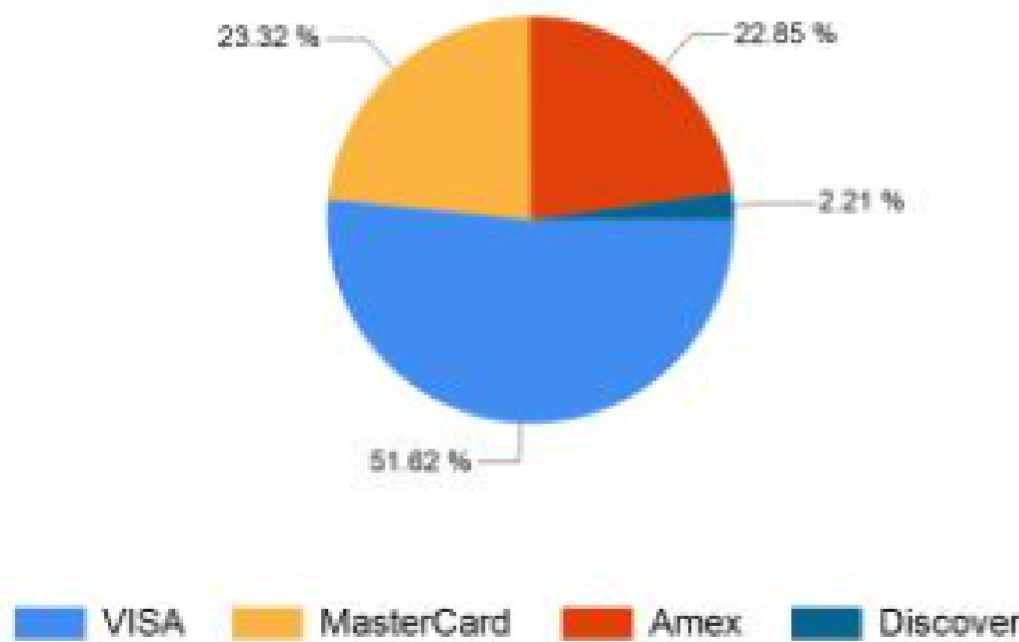
VOLUME BY MONTH



AVG JUL VOLUME BY WEEKDAY



VOLUME BY CARD TYPE SINCE ACTIVATION



Reconcile your merchant statement to your checking account monthly! We must be notified of any items that were not processed within ninety days of the transaction date. We also must be notified in writing within ninety days of any incorrect charges to your account in order to have those charges considered for a refund.

SUMMARY OF CARD TYPES

CARD TYPE	COUNT	SALES	COUNT	RETURNS	NET	AVG TICKET
AMEX	441	\$24,652.52	0	\$0.00	\$24,652.52	\$55.90
DISCOVER	74	\$3,640.21	0	\$0.00	\$3,640.21	\$49.19
MASTERCARD	567	\$27,464.51	0	\$0.00	\$27,464.51	\$48.44
VISA	1,277	\$61,870.82	0	\$0.00	\$61,870.82	\$48.45
TOTAL	2,359	\$117,628.06	0	\$0.00	\$117,628.06	\$49.86

SUMMARY OF CARD FEES

FEE ASSESSED FOR ACCEPTANCE OF VISA	RATE	ITEM	COUNT	VOLUME	FEE	TOTAL
BUS DB	1.70 %	\$ 0.10	9	\$ 380.75	\$ 7.39	
BUS REG	0.05 %	\$ 0.22	40	\$ 1,825.72	\$ 9.70	
BUS T1 ELEC	2.35 %	\$ 0.10	13	\$ 978.46	\$ 24.30	
BUS T2 ELEC	2.50 %	\$ 0.10	28	\$ 1,363.51	\$ 36.91	
BUS T3 ELEC	2.55 %	\$ 0.10	17	\$ 897.97	\$ 24.61	
BUS T5 TRV	2.70 %	\$ 0.10	10	\$ 561.97	\$ 16.16	
BUS TR4 ELEC	2.65 %	\$ 0.10	15	\$ 1,208.50	\$ 33.52	
COPR TRV SRV	2.65 %	\$ 0.10	4	\$ 783.59	\$ 21.17	
EIRF DB	1.75 %	\$ 0.20	9	\$ 396.32	\$ 8.73	
EIRF PPD	1.80 %	\$ 0.20	1	\$ 14.61	\$ 0.46	
INTL PRM	1.80 %		6	\$ 326.80	\$ 5.88	
INTL SPR PRM	1.97 %		1	\$ 39.00	\$ 0.77	
NON QUAL	3.15 %	\$ 0.10	48	\$ 2,256.65	\$ 75.89	
NON QUAL HNW	3.15 %	\$ 0.10	2	\$ 138.72	\$ 4.57	
NON QUAL RWDS	3.15 %	\$ 0.10	3	\$ 177.34	\$ 5.89	
NON QUAL SIG PREF	3.15 %	\$ 0.10	50	\$ 2,821.40	\$ 93.87	
REG	0.05 %	\$ 0.22	261	\$ 13,380.31	\$ 64.06	
REST DB	1.19 %	\$ 0.10	26	\$ 931.48	\$ 13.70	
REST2	2.10 %		47	\$ 1,760.17	\$ 36.96	
REST2 SIG	2.60 %		656	\$ 31,231.18	\$ 811.92	
RTL BUS PPD	2.15 %	\$ 0.10	5	\$ 68.41	\$ 1.96	
SML TK DB	1.55 %	\$ 0.04	2	\$ 28.14	\$ 0.52	
SML TK PPD	1.60 %	\$ 0.05	1	\$ 10.81	\$ 0.22	
SML TK REG	0.05 %	\$ 0.22	23	\$ 289.01	\$ 5.26	
AUTH PRC CR INTL VS		\$ 0.0395	7		\$ 0.28	
AUTH PRC CR VS		\$ 0.0195	911		\$ 17.76	
AUTH PRC DB VS		\$ 0.0155	382		\$ 5.92	
DF&A VS CR VOL	0.14 %			\$ 44,545.26	\$ 62.36	
DF&A VS DB VOL	0.13 %			\$ 17,325.56	\$ 22.52	
INTL FOR VS VOL	0.45 %			\$ 365.80	\$ 1.65	
NETWORK FEE CP-VS		\$ 2.00	1		\$ 2.00	
PROC FEE FOR VS	0.025 %			\$ 61,870.82	\$ 15.47	
TIF FOR VS TRAN		\$ 0.10	169		\$ 16.90	
TRANSMISSION VS		\$ 0.0018	1,277		\$ 2.30	
XBRD FOR VS VOL	1.00 %			\$ 365.80	\$ 3.66	
TOTAL						\$ 1,455.24
FEE ASSESSED FOR ACCEPTANCE OF MASTERCARD	RATE	ITEM	COUNT	VOLUME	FEE	TOTAL
INTCR2 CP	1.10 %		1	\$ 58.90	\$ 0.65	

SUMMARY OF CARD FEES

INTL COM STD	2.00 %		1	\$ 60.78	\$ 1.22	
MRT1 DB	1.65 %	\$ 0.15	5	\$ 174.47	\$ 3.63	
MRT1 ENH	2.10 %	\$ 0.10	8	\$ 363.68	\$ 8.43	
MRT3	1.65 %	\$ 0.10	8	\$ 353.31	\$ 6.63	
MRT3 DB	1.05 %	\$ 0.15	15	\$ 713.63	\$ 9.76	
MRT3 ENH	1.80 %	\$ 0.10	34	\$ 1,781.97	\$ 35.48	
REG	0.05 %	\$ 0.22	99	\$ 4,349.61	\$ 24.01	
REST DB	1.19 %	\$ 0.10	9	\$ 214.77	\$ 3.45	
REST HIVAL	2.00 %	\$ 0.10	46	\$ 1,518.69	\$ 34.98	
REST PPD	1.19 %	\$ 0.10	1	\$ 25.96	\$ 0.41	
REST WE	2.00 %	\$ 0.10	124	\$ 3,973.08	\$ 91.88	
REST WRLD	1.85 %	\$ 0.10	27	\$ 923.30	\$ 19.78	
SML TK DB	1.55 %	\$ 0.04	3	\$ 27.54	\$ 0.55	
SML TK HIVAL CP	2.30 %	\$ 0.02	1	\$ 4.34	\$ 0.12	
STD LVL5	3.30 %	\$ 0.10	4	\$ 242.40	\$ 8.39	
T&E COM DBPPD	2.35 %	\$ 0.10	5	\$ 108.02	\$ 3.04	
T&E HIVAL	2.55 %	\$ 0.10	27	\$ 1,993.64	\$ 53.53	
T&E LVL1 BUS	2.35 %	\$ 0.10	8	\$ 528.65	\$ 13.22	
T&E LVL2 WRLD	2.50 %	\$ 0.10	2	\$ 147.19	\$ 3.88	
T&E LVL3 WE	2.55 %	\$ 0.10	5	\$ 302.12	\$ 8.22	
T&E LVL4	2.65 %	\$ 0.10	3	\$ 85.43	\$ 2.56	
T&E WE	2.55 %	\$ 0.10	110	\$ 7,639.59	\$ 205.87	
T&E WRLD	2.25 %	\$ 0.10	21	\$ 1,873.44	\$ 44.23	
ACQ PRG MC VOL	0.85 %			\$ 119.68	\$ 1.02	
BRND USG/SAFETY NET MC		\$ 0.0202	585		\$ 11.82	
CONNECTIVITY MC		\$ 0.0024	567		\$ 1.36	
DFA <1K MC CR	0.13 %			\$ 22,380.78	\$ 29.10	
DFA FOR MC CK VOL	0.13 %			\$ 5,083.73	\$ 6.61	
DGT ENBL MC VOL	100.00 %			\$ 2.32	\$ 2.32	
LICENSE VOLUME FEE-MC	0.0076 %			\$ 27,464.51	\$ 2.09	
MER LOC FEE-MC		\$ 1.25	1		\$ 1.25	
PROC FEE FOR MC	0.025 %			\$ 27,464.51	\$ 6.87	
XBRD FOR MC VOL	0.60 %			\$ 119.68	\$ 0.72	
TOTAL					\$ 647.08	
FEE ASSESSED FOR ACCEPTANCE OF DISCOVER	RATE	ITEM	COUNT	VOLUME	FEE	TOTAL
COM ELEC	2.45 %	\$ 0.15	10	\$ 744.61	\$ 19.74	
EXP SRV PRM	1.97 %		1	\$ 13.00	\$ 0.26	
EXP SRV RWDS	1.95 %		1	\$ 13.86	\$ 0.27	
KEY ENT RWDS	2.03 %	\$ 0.10	19	\$ 675.99	\$ 15.64	
REST PRM	2.30 %	\$ 0.10	9	\$ 434.88	\$ 10.91	
REST RWDS	1.95 %	\$ 0.10	33	\$ 1,731.17	\$ 37.05	
US INTL	1.65 %		1	\$ 26.70	\$ 0.44	
DAT USG DS TRAN		\$ 0.0025	74		\$ 0.19	
DF&A FOR DS VOL	0.14 %			\$ 3,640.21	\$ 5.10	
DGT INV FEE DS	0.01 %			\$ 830.37	\$ 0.08	
INTL PRC DS VOL	0.50 %			\$ 26.70	\$ 0.13	
INTL SRV DS VOL	0.80 %			\$ 26.70	\$ 0.21	
NETWORK AUTH FEE-DS		\$ 0.019	74		\$ 1.41	

SUMMARY OF CARD FEES

PROC FEE FOR DS	0.025 %				\$ 3,640.21	\$ 0.91	
TOTAL							\$ 92.34
FEE ASSESSED FOR ACCEPTANCE OF AMEX	RATE	ITEM	COUNT		VOLUME	FEE	TOTAL
PPD TR1	1.35 %	\$ 0.10	1		\$ 22.16	\$ 0.40	
REST MICRO	1.60 %	\$ 0.04	19		\$ 229.85	\$ 4.43	
REST MICRO	2.00 %	\$ 0.02	2		\$ 7.30	\$ 0.18	
REST TR1	1.85 %	\$ 0.10	81		\$ 1,904.04	\$ 43.31	
REST TR2	2.50 %	\$ 0.10	329		\$ 20,633.76	\$ 548.75	
REST TR3	2.85 %	\$ 0.10	9		\$ 1,855.41	\$ 53.78	
ACQ TRANS FEE AX		\$ 0.02	441			\$ 8.82	
ASSESSMENT FEE AX VOL	0.165 %				\$ 24,652.52	\$ 40.68	
NONSWIPE AX VOL	0.30 %				\$ 7,598.33	\$ 22.79	
PROC FEE FOR AX	0.10 %				\$ 24,652.52	\$ 24.65	
TOTAL							\$ 747.79
AUTH & AVS	RATE	ITEM	COUNT		VOLUME	FEE	TOTAL
AVS FOR MC TRAN		\$ 0.05	1			\$ 0.05	
IP FOR AX TRAN		\$ 0.10	451			\$ 45.10	
IP FOR DS TRAN		\$ 0.05	74			\$ 3.70	
IP FOR MC TRAN		\$ 0.05	585			\$ 29.25	
IP FOR VS TRAN		\$ 0.05	1,300			\$ 65.00	
NETWORK INQ FEE		\$ 0.05	61			\$ 3.05	
TOTAL							\$ 146.15
TOTAL CARD FEES							\$ 3,088.60

TOTAL CHARGE TO YOUR ACCOUNT

SUMMARY	COUNT	VOLUME	RATE	FEE	TOTAL
TOTAL CARD FEES					\$ 3,088.60
BTCH HDR CREDIT	63			\$ 0.25	\$ 15.75
CHARGEBACK FEE	1			\$ 20.00	\$ 20.00
STATEMENT FEE	1			\$ 11.95	\$ 11.95
LESS FEES PAID					\$ -20.00
TOTAL					\$ 3,116.30

SUMMARY OF DAILY DEPOSITS

DATE	SALES		RETURNS		ADJ COUNT	DESCRIPTION	NET DEPOSITS
	COUNT	AMOUNT	COUNT	AMOUNT			
01 - Jul	75	\$3,821.97	0	\$0.00	0	Credit Total	\$3,821.97
02 - Jul	83	\$3,816.17	0	\$0.00	0	Credit Total	\$3,816.17
03 - Jul	87	\$5,117.21	0	\$0.00	0	Credit Total	\$5,117.21
04 - Jul	55	\$3,102.90	0	\$0.00	0	Credit Total	\$3,102.90
05 - Jul	90	\$5,537.94	0	\$0.00	0	Credit Total	\$5,537.94
06 - Jul	74	\$3,334.30	0	\$0.00	0	Credit Total	\$3,334.30
07 - Jul	89	\$3,734.23	0	\$0.00	0	Credit Total	\$3,734.23
08 - Jul	74	\$3,604.44	0	\$0.00	0	Credit Total	\$3,604.44
09 - Jul	95	\$5,014.69	0	\$0.00	0	Credit Total	\$5,014.69
10 - Jul	66	\$3,674.28	0	\$0.00	0	Credit Total	\$3,674.28
11 - Jul	77	\$5,043.12	0	\$0.00	0	Credit Total	\$5,043.12
12 - Jul	64	\$3,051.64	0	\$0.00	0	Credit Total	\$3,051.64

SUMMARY OF DAILY DEPOSITS

SALES

RETURNS

DATE	COUNT	AMOUNT	COUNT	AMOUNT	ADJ COUNT	DESCRIPTION	NET DEPOSITS
13 - Jul	76	\$2,935.42	0	\$0.00	0	Credit Total	\$2,935.42
14 - Jul	57	\$2,758.77	0	\$0.00	0	Credit Total	\$2,758.77
15 - Jul	68	\$3,274.23	0	\$0.00	0	Credit Total	\$3,274.23
16 - Jul	83	\$4,015.84	0	\$0.00	0	Credit Total	\$4,015.84
17 - Jul	88	\$5,195.17	0	\$0.00	0	Credit Total	\$5,195.17
18 - Jul	86	\$5,293.59	0	\$0.00	0	Credit Total	\$5,293.59
19 - Jul	69	\$2,814.73	0	\$0.00	0	Credit Total	\$2,814.73
20 - Jul	0	\$0.00	0	\$0.00	1	CHARGEBACK FEE	\$-20.00
20 - Jul	0	\$0.00	0	\$0.00	1	CHGBACK ADJ	\$-58.93
20 - Jul	63	\$2,958.84	0	\$0.00	0	Credit Total	\$2,958.84
21 - Jul	59	\$2,103.78	0	\$0.00	0	Credit Total	\$2,103.78
22 - Jul	71	\$3,238.17	0	\$0.00	0	Credit Total	\$3,238.17
23 - Jul	26	\$1,581.88	0	\$0.00	0	Credit Total	\$1,581.88
24 - Jul	127	\$6,359.58	0	\$0.00	0	Credit Total	\$6,359.58
25 - Jul	85	\$4,565.38	0	\$0.00	0	Credit Total	\$4,565.38
26 - Jul	82	\$3,899.61	0	\$0.00	0	Credit Total	\$3,899.61
27 - Jul	89	\$4,044.38	0	\$0.00	0	Credit Total	\$4,044.38
28 - Jul	63	\$2,963.98	0	\$0.00	0	Credit Total	\$2,963.98
29 - Jul	78	\$3,397.30	0	\$0.00	0	Credit Total	\$3,397.30
30 - Jul	84	\$3,893.78	0	\$0.00	0	Credit Total	\$3,893.78
31 - Jul	76	\$3,480.74	0	\$0.00	0	Credit Total	\$3,480.74
TOTAL							\$117,549.13

We strongly encourage you to follow the proper procedures to become PCI compliant. Our risk management department warns merchants to use caution when accepting unsolicited telephone and internet orders. A fraudster will contact merchants via email using generic g-mail, hot mail, or yahoo email addresses. The fraudster executes the scheme by providing unsuspecting merchants with card numbers that are not theirs. Most sales are very large and are not typical for your normal course of business. It is commonly requested that the product be shipped out of the country by the most expeditious means possible. If you do not normally receive foreign orders, that is a red flag to contact us prior to running the transaction and shipping the item. Beware of customers who request money wire for shipping costs or insuring the product to be shipped.

Do not allow anyone to update or reprogram your credit card terminal unless you have initiated a change to your account, such as a name or address change. Protect your personal and business information. If you are ever in doubt, please contact the customer service phone number listed below.

One or more of the following services is provided by First American Payment Systems, L.P.: credit, debit, EBT(Electronic Benefit Transfer), petroleum card processing, ACH transaction processing, gift card and loyalty programs, check conversion, gateway services, point-of-sale solutions, countertop terminals, and mobile payment solutions.